

TUESDAY TECH TEACHINGS

Just a moment...



The presentation will begin shortly.

What are Tuesday Tech Teachings?

Once-Weekly Presentations focused on a section of a chosen monthly topic.

10-15-minute live demonstration followed by a hands-on do-it-yourself experience.

Post-demonstration Q & A on any technology related topic.

If you've been here before, welcome back!
And, if you're new here, welcome!



Topic Schedule for March

Monthly Topic:
Online Audio

Week 1:

Online Music
Players

Week 2:

Making
Playlists

Week 3:

Bluetooth
Speakers

Week 4:

Podcasts and
YouTube

This Week's
Topic!

Let's review last week's topic...

ONLINE MUSIC PLAYERS!

An online music player is...

A (mostly) free app where you can find music to play anytime, anywhere.

An app where you can listen to podcasts and radio stations

An app where you can make lists of your favorite songs (playlists)

More Review!

**Some
examples of
Online Music
Players are...**

pandora[®]

Apple MUSIC

amazon music

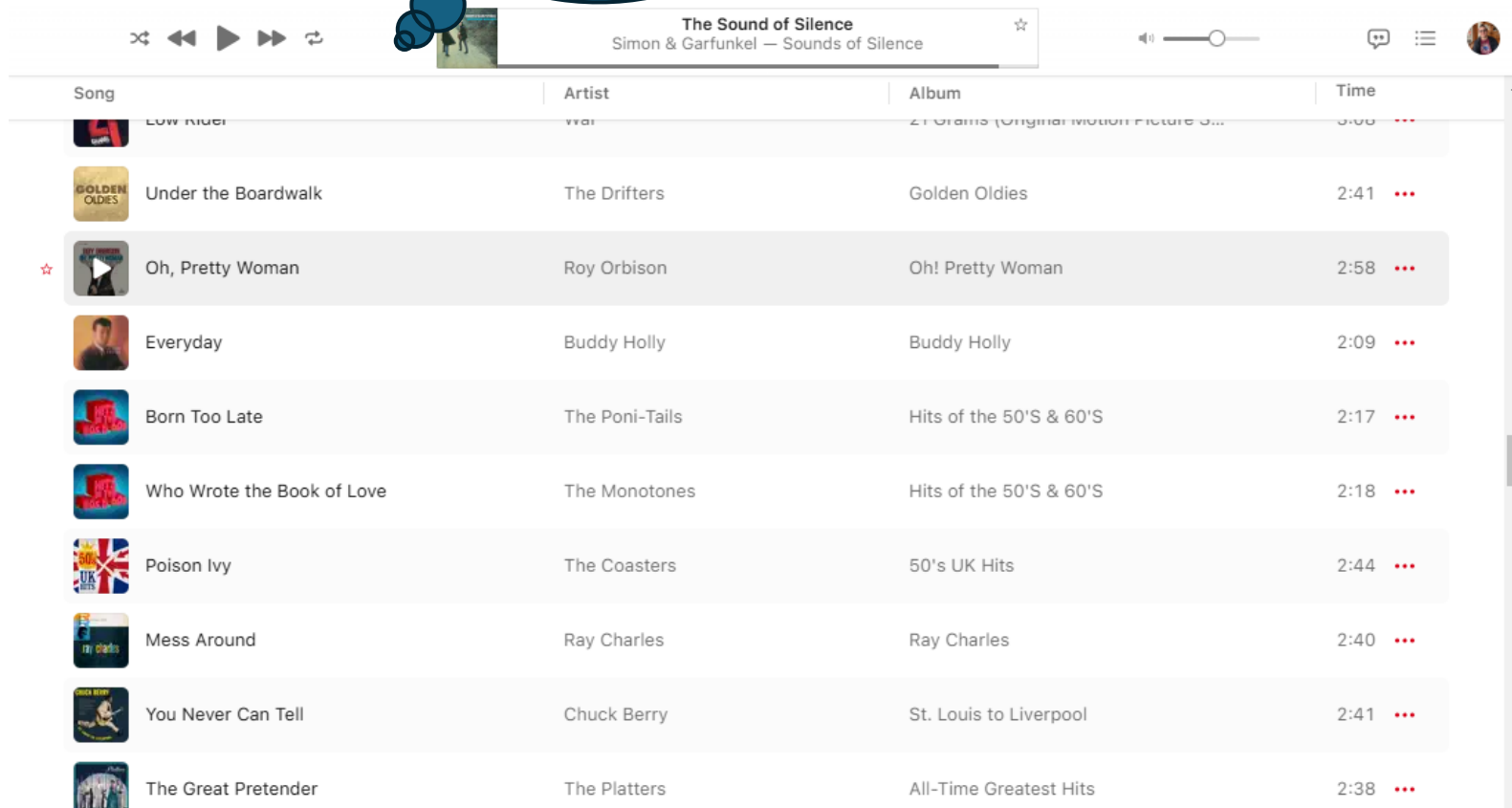
Spotify[®]

What is a playlist?

- A list of all of songs that you like or frequently listen to
- A way to keep songs you like in one centralized area
- A way to shuffle and play certain songs you like.

My Apple Music Oldies Playlist.

124 songs, 6 Hours 30 Mins Long.

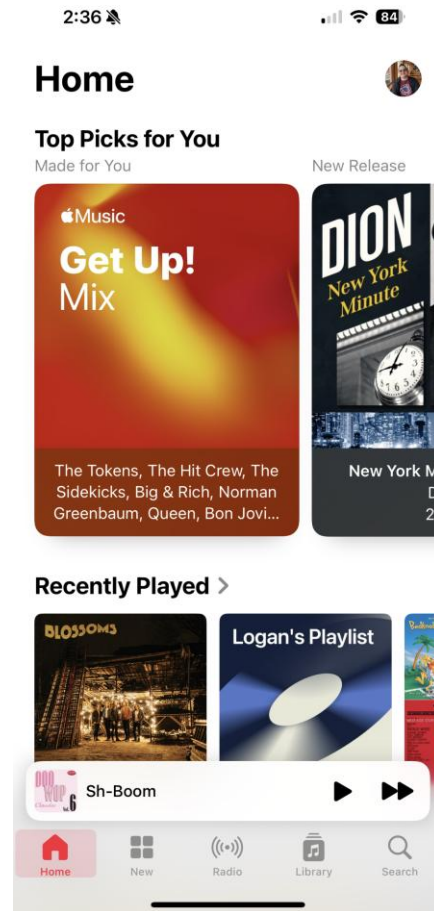


Song	Artist	Album	Time
Low Rider	War	21 Grams (Original Motion Picture Soundtrack)	3:00
Under the Boardwalk	The Drifters	Golden Oldies	2:41
★ Oh, Pretty Woman	Roy Orbison	Oh! Pretty Woman	2:58
Everyday	Buddy Holly	Buddy Holly	2:09
Born Too Late	The Poni-Tails	Hits of the 50'S & 60'S	2:17
Who Wrote the Book of Love	The Monotones	Hits of the 50'S & 60'S	2:18
Poison Ivy	The Coasters	50's UK Hits	2:44
Mess Around	Ray Charles	Ray Charles	2:40
You Never Can Tell	Chuck Berry	St. Louis to Liverpool	2:41
The Great Pretender	The Platters	All-Time Greatest Hits	2:38


**How do I create a
playlist?**

Example: Apple Music

Step 1: Open Apple Music

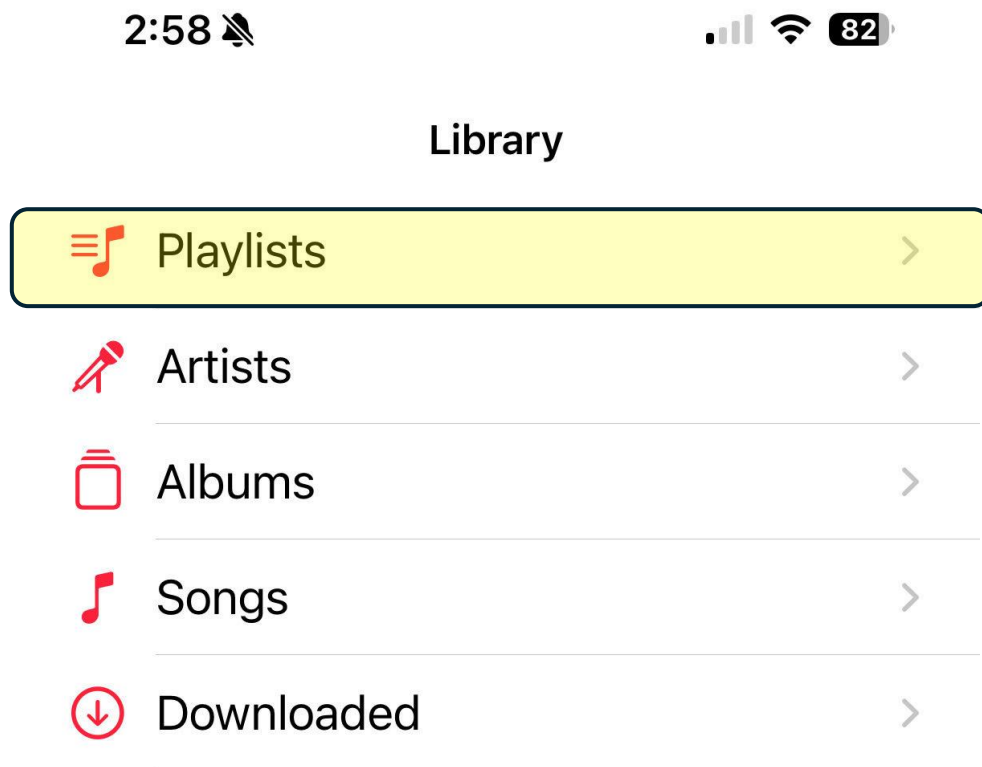


Step 2: Press “Library”



Example: Apple Music

Step 3: Click “Playlists”

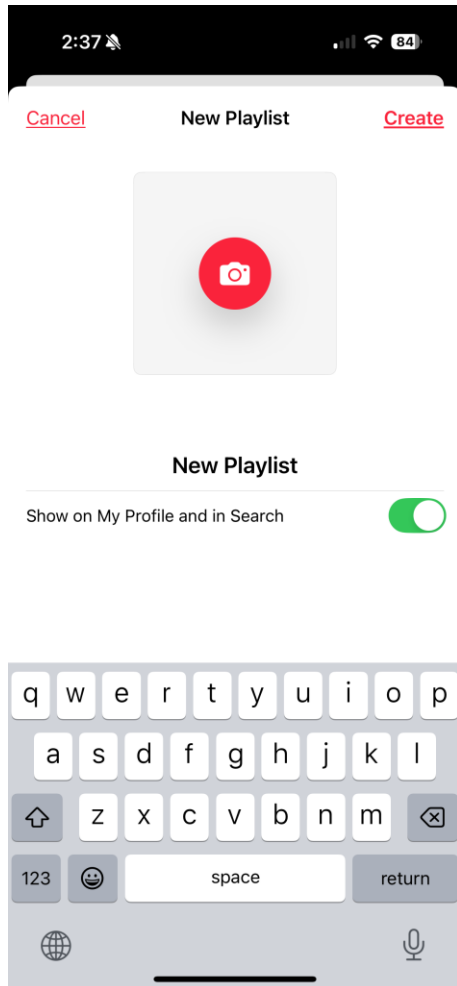


Step 4: Press the “+” button

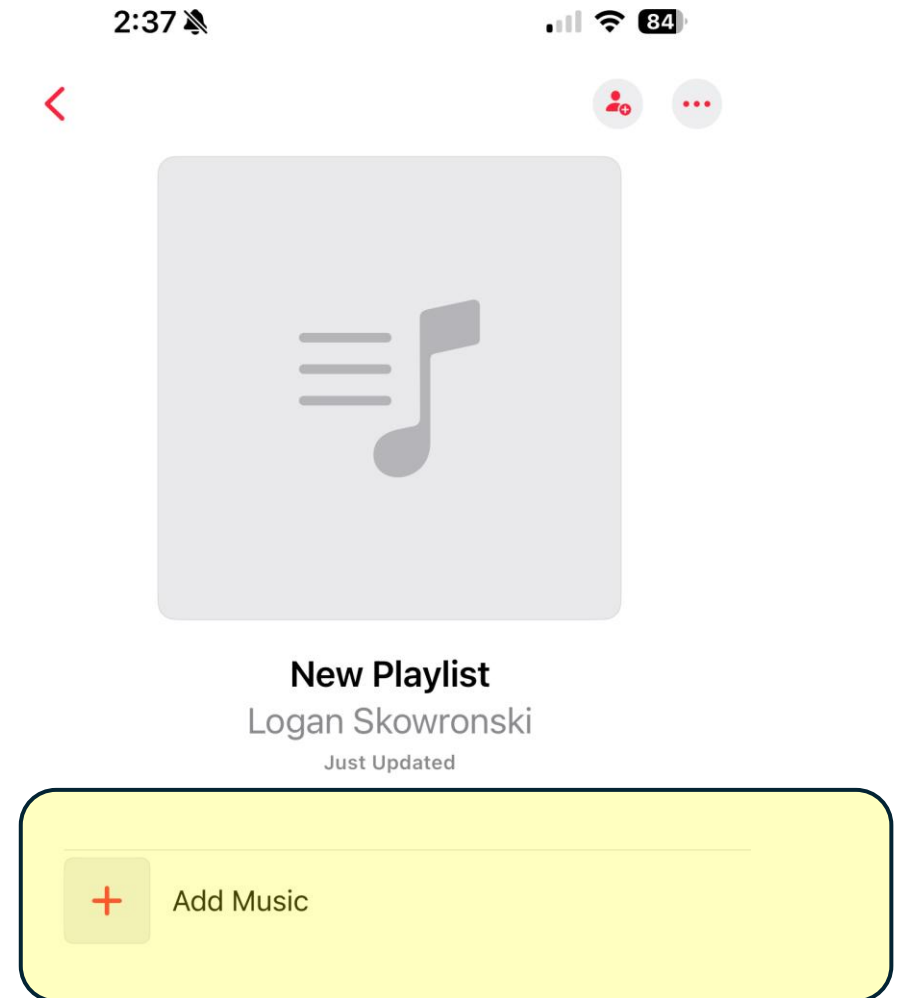


Example: Apple Music

Step 5: Enter Playlist Details

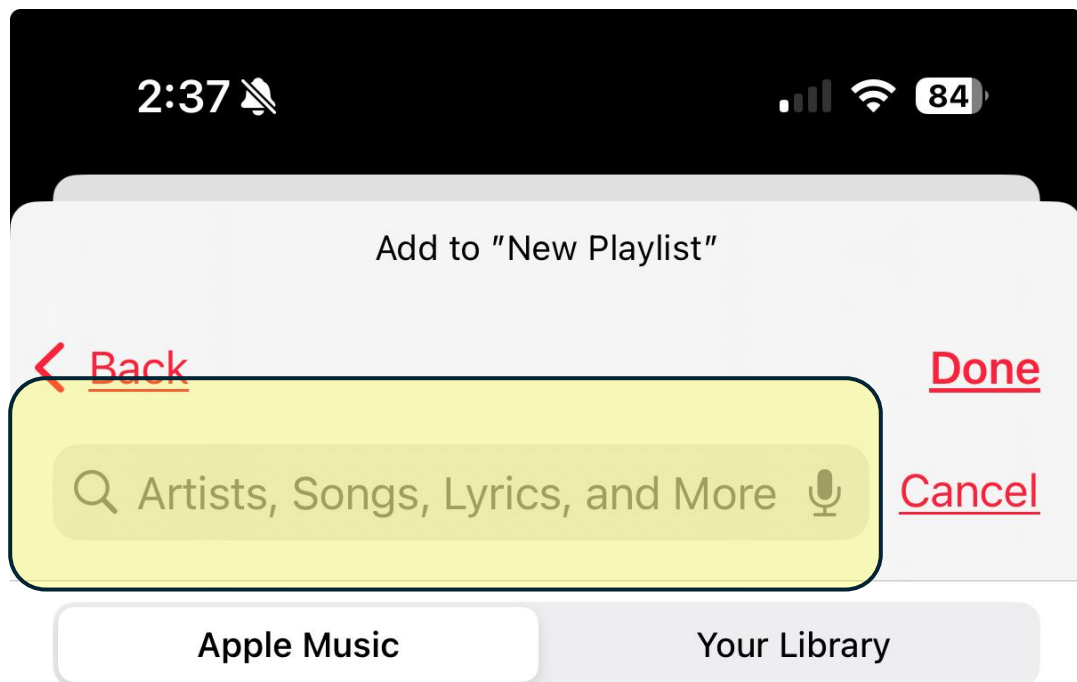


Step 6: Press “Add Music”



Example: Apple Music


Step 7: Search for a Song



Step 8: Press the “+” button.



Sh-Boom
Song • The Chords



Example: Apple Music

**That's all there
is to it!**

More Review!
Some
examples of
Online Music
Players are...

pandora

Apple MUSIC

amazon music

Spotify

Time for a demonstration!

ANY QUESTIONS?



NO PRESENTATION NEXT WEEK.

Logan will not be here on Tuesday.

Logan WILL be here on Monday 😊